


Compact 2-Door Work Cells



ProStar™ PRSAL20 Angle Loader

MADE IN USA



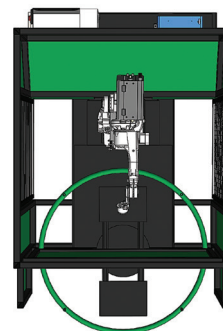

The PRSAL20 two-door angle loader features two fixed tables guarded by telescoping, pneumatic doors to provide lower loading height and smaller cell footprint.

CELL FOOTPRINT	PRSAL20	PRSFL
LENGTH	102 in. (2.59 m)	113 in. (2.87 m)
WIDTH	92 in. (2.34 m)	66 in. (1.68 m)
HEIGHT	83 in. (2.1 m)	90 in. (2.29 m)
TABLE DIMENSIONS		
LENGTH	24 in. (.61m)	39.5 in. (1 m) or 23 in. (.58 m)
WIDTH	29 in. (.74 m)	16 in. (.4 m) or 19 in. (.48 m)
TABLE LOAD HEIGHT	33.5 in. (.85 m)	30 in. (.76 m)

STANDARD FEATURES

- Two work stations
- Telescoping pneumatic load-doors
- Robot flexible (≤ 1600 mm reach)
- Ergonomic loading height
- Modular/Adjustable work tables
- Side cell entry for maintenance
- Fully integrated power and control
- Single skid and body

ProStar PRSFL Front Loader



The PRSFL manual front loader features two fixed tables separated by a 180° manually indexing wall that protects the operator from potentially harmful sparks and UV radiation. Physical circular boundary ensures that the operator cannot stand in its path.

Custom Fixturing Available