

Making our world more productive



High-Speed Production Welding Systems

Your choice of robotic automation and welding process
in a wide selection of pre-engineered cells.



Linde High-Speed Production Welding Systems

With a broad range of automation and process options, Linde robotic cells are a great choice for the production of repetitive parts of nearly any shape or size. Linde's extensive line of automation cells supports a variety of OEM options. Customers can choose from among the major brands of six-axis robotic arms, controllers, positioners and consumables.

Flexible Configurations for Maximized Throughput

Linde cells are available in a number of configurations for differing weldment sizes and shapes. They offer flexible loading options, modular tables, ferris wheel functionality, alternating workstations, multi-axis positioners and more.

Our flexible work cells provide ample space and built-in wiring paths that can accommodate most controllers, power sources and accessories. PROSTAR™ work cells feature modular tooling bridles and can be configured to accept larger tables, as well as one-axis or two-axis positioners to handle complex weld geometries.

Engineered for Safety

- RIA-compliant safety features
- Operator protection from harmful sparks and UV radiation
- Light curtain protective boundary
- Ergonomic loading height, rear/side maintenance doors (some models)

Freedom of Choice:

- Choose your robot and welding process.
- Specify single-axis or multi-axis positioners.
- Choose one, two or three workstations.
- Specify fixed or modular table configurations.


| Robot Brand | Power Sources | Configuration |
|-----------------------------|---------------|--|
| KUKA® | FRONIUS® | Front, angle, side |
| MOTOMAN® | MILLER® | 2-door and 3-door configurations |
| ABB® | LINCOLN® | Alternating tables and ferris-wheel models |
| Other leading manufacturers | | 2-door and 3-door configurations |

| | FT20 / FT30 | AL20 | FL1 | FL3 | DSL | FW |
|----------------------------------|---------------------|----------------------|---------------------------|-----------------------|---------------------|---------------------------|
| Axes (positioner) | 1 | 1 | 1 (2 × 180°) [†] | 3 (2 × 360°) | 2 (1 × 360°) | 3 (2 × 180°) [†] |
| Workstations (fixed/alternating) | 1 (≤1600 mm) | 1 (≤1600 mm) | 1 (≤ 2000 mm) | 1 (≤ 2000 mm) | 1 (≤1600 mm) | 2 (≤1600 mm) |
| Modular/adjustable table | - | - | - | - | - | - |
| Custom tooling support | N/A | N/A | N/A | - | N/A | - |
| Robot & process flexible | - | - | - | - | - | - |
| Loading | Side/Front & sides* | Angle loader | Front loader | Front loader | Front & rear loader | Front loader |
| Maintenance entry | Rear | Either side | Front & sides | Either side | Side | Rear |
| Key features | Single skid & body | Small cell footprint | Servo indexing wall | 3 axes of positioning | Centered robot | Ergonomic load height |
| Table width | 56" (1.42 m) | 29" (.74 m) | 60" (1.52 m) | 60" (1.52 m) | 120" (3.05 m) | 174" (4.43 m) |
| Table length | 24" (0.6 m) | 24" (.61 m) | 54" (1.37 m) | 54" (1.37 m) | 72" (1.83 m) | 48" (1.22 m) |
| Table load height | 36" (.91 m) | 33.5" (.85 m) | 29" (.731 m) | 29" (.731 m) | 42" (1.07 m) | 36" (.91 m) |
| Cell width | 96" (2.44 m) | 92" (2.34 m) | 120" (3.05 m) | 120" (3.05 m) | 300" (7.62 m) | 284.5" (7.23 m) |
| Cell length | 156" (3.96 m) | 102" (2.59 m) | 240" (6.1 m) | 240" (6.1 m) | 211" (5.36 m) | 178" (4.52 m) |
| Cell height | 88" (2.24 m) | 83" (2.1 m) | 87" (2.2 m) | 87" (2.2 m) | 84" (2.13 m) | 80" (2.03 m) |

*Model FT30 features 3 workstations and 3 loading doors. [†]Servo driven indexing wall.

PRS FL3

Front Loader



3 AXES

(2) 360° single-axis positioners supporting custom tooling bridles.

PRS FW

Ferris Wheel



3 AXES

(2) robots/stations, 360° single-axis positioners, 180° servo-driven indexing wall.


PRS AL20

Angle Loader



1 AXIS

(2) fixed tables, telescoping pneumatic doors, side-cell access.



Our 102" x 92" angle loader packs high productivity into a small cell footprint.

PRS FL1

Front Loader




1 AXIS

(2) fixed tables separated by a 180° servo-driven indexing wall.

PRS FT20 / FT30

(2) or (3) Doors



1 AXIS

(2) or (3) modular adjustable tables, telescoping pneumatic doors, single robot.

PRS DSL

Side Loader



2 AXES

(2) stations, single-axis positioners on opposite sides of the robot.

Linde Inc.

10 Riverview Dr, Danbury, CT 06810, USA

Phone 800.225.8247, www.lindedirect.com

Linde is a company name used by Linde Inc. and its affiliates. The Linde logo, the Linde word, and PROSTAR are trademarks or registered trademarks of Linde Inc. or its affiliates. Copyright © 2021. Linde Inc. 09/2021 P-40-4290L